







# Replacement parts for: DAVIDSON 221, 233, 241, 400, 500, 500P, 501 502P, 560, 600,

	PART #
	<b>FILTER SPRING</b> P-12034
	<b>TOGGLE SWITCHES</b> Main drive P-4869 Pump & Drive 500P, 700P P-15305
	<b>UPPER PULLOUT ROLL</b> P-51125
	<b>DETECTOR</b> Sheet feed D-88-2057-01
	<b>SUCTION FOOT</b> D-88-2827-01
	<b>RUBBER SUCTION FOOT ASSEMBLY</b> <i>For heavy stock</i> Complete D-88-2200-18 1) Holder P-50168 1) Sucker foot P-5204 1) Screw P-50067
	<b>FEEDER GEARS, PAWLS &amp; SPRINGS</b> Drive gear P-50452 Ratchet D-88-1442-01 Feed & stop pawl P-52786 Feed pawl spring P-52718 Stop pawl spring P-52787
	<b>TIMING BELTS</b> Large (feeder) P-1662 Small (conveyor) P-1656
	<b>KNOB ASSY.</b> Beater bar 500, 600, 700, 500P, 700P 3-5/8" P-50541 <b>KNOB ASSY.</b> Beater bar 501, 601, 701, 502P, 702P 4-1/2" P-51819
	<b>UPPER FEED ROLL</b> D-88-1719-02 or C-310-007567D
	<b>BEARING</b> P-767
	<b>SHEET SEPARATOR</b> or Cat whisker Brass P-50114
	<b>STOP PAWL SPRING</b> P-52660
	<b>FEEDER RELEASE PAWL</b> P-52786

	PART #
	<b>ELEVATOR HANDLE ASSEMBLY</b> Feeder P-50955 <b>ELEVATOR HANDLE ASSEMBLY</b> Stacker P-502630 <b>ELEVATOR HANDLE SHAFT</b> P-50962
	(A) <b>GUIDE</b> Back stop D-88-1333-01 (B) <b>GUIDE</b> L.H. Operators side D-88-1331-02 (C) <b>GUIDE</b> R.H. Non-operators side D-88-1331-03
	<b>STOP FINGER SHAFT ASSEMBLY</b> Complete 500 D-88-5996-03 Complete 700 D-88-5996-04 Shaft with fingers only 500 D-88-6954-01 Shaft with fingers only 700 D-88-6954-02 Timing pulley for both D-88-1372-01 Pin P-441
	<b>STRAP ASSEMBLY</b> (7" long strap) Complete D-88-4562-01 (A) Block D-88-2167-01 (B) Knob P-312 (C) Screw P-35 (D) Washer P-561 (E) Strap D-88-4418-01 Strap (feeder) P-50420 <b>STRAP ASSEMBLY</b> (8-5/8" long strap) Complete D-88-2170-01 (A) Block D-88-2167-01 (B) Knob P-312 (C) Screw P-35 (D) Washer P-561 (E) Strap D-88-2166-01
	<b>MARBLE RETAINER</b> 500 (12-1/2" long) D-88-1760-01 <b>MARBLE RETAINER</b> 700 (19-1/2" long) D-88-1760-03 <b>MARBLE RETAINER</b> 901 (21-1/2" long) D-88-1760-04 <b>MARBLE</b> - 1" Glass P-761 <b>MARBLE</b> - 1" Steel P-759
	<b>CHANNEL ASSEMBLY</b> (A) Rod D-88-2076-01 (B) Nylon ball D-88-2186-01 (C) Clip P-752 (D) Screw D-88-3959-01 (E) Guide P-140 D-88-2077-01



**THIS IS JUST A SAMPLE OF OUR TOTAL INVENTORY**







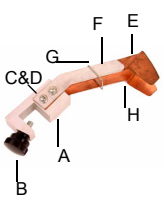
# 601, 660, 700, 700P, 701, 702P, 760, 901, Dual-a-matic, Mark-I, Roll Converter

PART #		PART #			
	<b>COUNTER ASSEMBLY</b> 500, 600, 700 702P 221, 233 Counter arm	D-88-1653-01 P-4799 D-221-0190 D-88-1620-01		<b>BLANKET CYLINDER GEAR</b> Gear with keys Gear only Keys Screws	D-88-1608-01 D-88-1610-01 D-251-0088 P-1892
	<b>SPRINGS</b> For jogger assembly Operators side L.H. Non-operators side R.H.	D-88-2188-01 D-88-2188-02		<b>BLANKET DRUM GEAR COUPLING</b> 500, 600, 700 502P, 702P 221, 251, 233 Top plate cylinder coupling 500P, 700P	D-88-1615-01 D-88-1615-02 D-251-0105 D-88-4377-01
	<b>STRAP ASSEMBLY</b>	D-88-3173-01		<b>PLATE SEGMENT CLAMP</b> Screw	D-88-2597-01 or D-88-2597-02 P-57
	<b>CONVEYOR TAPE</b> 500, 501, 502P, 600, 700, 701, 702P <b>CONVEYOR TAPE</b> 221, 241 <b>CONVEYOR TAPE</b> Roll Converter	P-4990 P-3914 P-3913		<b>STUD</b> For blanket drum latch	D-88-1635-01
	<b>SPROCKET ASSEMBLY</b> For conveyor	P-8612		<b>DACRON, NYLON &amp; ALUMINUM GEARS</b> 500, 600, 700 Off large cylinder gear NYLON <b>ALUMINUM</b> 501, 601, 701 Off large cylinder gear DACRON  500, 600, 700 Off ink unit NYLON <b>ALUMINUM</b> 501, 601, 701, Off ink unit DACRON	D-88-1499-01 or D-88-3083-02 D-88-1499-X1 C-306-009847D  D-88-1552-01 D-88-1552-X1 D-88-6720-01
	<b>DACRON GEAR</b> For blanket drum gear drive	D-88-1396-03		<b>GEAR</b> For ink vibrator roll	C-120-004904D
	<b>UNIVERSAL DRIVE SHAFT</b> 500 (for ball bearing or bushing) 700 (for ball bearing or bushing)	D-88-1391-01 or D-88-3634-01 D-88-1391-03 or D-88-3634-02		<b>CHROME DRAW SHEETS</b> 500 - 13" (no bend) 500 - 14" (with bend) 600 - 11" (no bend) 700 - 13" (no bend) 700 - 14" (with bend) 901 - 14" (with bend)	D-88-2321-01 D-88-2321-02 D-88-2321-09 D-88-2321-05 P-30788 C-199-006704D
	<b>MAIN DRIVE GEAR</b> For drive shaft (N)ylon or (S)teel 500, 600, 700 Dualith 500P, 700P 501,601,701,502P,702P	D-88-3808-01-N D-88-3808-01-S D-88-4552-01-N D-88-4552-01-S D-88-6728-01-N D-88-6728-01-S		<b>PACKING SHEETS</b> 500, 501(.005) - 13" (.008) - 13" (.010) - 13" (.005) - 14" (.008) - 14" (.010) - 14" 700, 701(.005) - 13" (.008) - 13" (.010) - 13" (.005) - 14" (.008) - 14" (.010) - 14" 901(.005) - 14" (.010) - 14"	D-221-0415 D-221-0416 D-221-0417 D-227-0006 D-227-0007 D-227-0008 D-233-0048 D-233-0049 D-233-0050 D-233-0189 D-233-0190 D-233-0191 C-199-006635D C-199-006634D
	<b>BLANKET HUB ASSEMBLY</b> Reinforced lip for durability & longer life.	D-88-3928-01		<b>PIN BAR</b> For plate & impression segment	D-88-3928-01 C-125-007223D

... The nylon gear is double wide & designed to preserve the life of your other gears. Just turn it around and reuse it. Twice the life span as original design and your machine will run up to 50% quieter.

# Replacement parts for: DAVIDSON 221, 233, 241, 400, 500, 500P, 501 502P, 560, 600,

	PART #
 <b>EXTENSION BAR</b> For impression segment 700, 601, 701, 700P	D-88-2822-03
 <b>DUCTOR ROLLER CLIP</b> Ink & water	D-88-0804-01
 <b>DUCTOR SPRING LATCH</b> For roller bracket Ink & water	D-88-2606-01
 <b>WASH UP BLADES</b> For Baldwin wash up units 500, 501 (11-3/4 x 2-1/4, 4 Holes, Steel & rubber) D-88-5200-02 700, 701 (18-3/4 x 2-1/4, 5 Holes, Steel & rubber) D-88-5200-01 901 (20-3/4 x 2-1/4, 6 Holes, Steel & rubber) D-88-5200-03 <b>NOTE: WASH UP UNITS ALSO AVAILABLE</b>	
 <b>INK FOUNTAIN BLADE</b> 500, 501, 502P D-88-1574-01 600, 601, 700, 701, 702P D-88-1574-03 901 D-88-1574-04	
 <b>FROG ASSEMBLY</b> For dampening system 501, 601, 701 Complete D-88-6656-01 (A) Wiper D-88-6607-01 (B) Screw P-1871 (C) Lock washer P-644 (D) Frog D-88-6606-01 (E) Thumb screw P-312	
 <b>SMALL PNEUMATIC CYLINDER</b> For jogger blower manifold	D-88-1857-01
 <b>STRIPPER PLATE</b> For chain delivery section 600, 601, 700, 701, 702P	D-88-2649-02
 <b>GEARED DAMPENING ROLLER</b> 500 Complete D-88-1469-07 501 Complete D-88-1469-09 700 Complete D-88-1469-08 Roller and shaft only 500, 501 D-88-1468-05 Roller and shaft only 700 D-88-1468-06 Gear 500, 700 D-88-1462-01 Gear 501 D-88-6724-01 Screw for all P-50	

	PART #
 <b>RUBBER STOP</b> For Roll Converter paper stop assy.	D-33-0504-01
 <b>JOGGER PLATE ASSEMBLIES</b> 500, 600, 700 (Non-operators side) D-88-1916-02 (Operators side) D-88-1915-02 (Rear) D-88-1913-04 or D-88-1893-01 501, 601, 701 (Rear) D-88-1893-03	
 <b>PAWL ASSEMBLY</b> For pile jogger assy.	D-88-1863-02
 <b>CONTROL HANDLE ASSEMBLY</b> (A) 500P, 700P (not shown) D-88-5363-01 (B) 501, 502P, 701, 702P D-88-5363-03 (C) 500, 700 D-88-1451-01 (D) 501, 601, 701 D-88-5363-02	
 <b>CONNECTING LINK ASSEMBLY (L.H. &amp; R.H.)</b> 500, 600, 700 D-88-4148-01 501, 601, 701, 702P P-8744 <b>OLD STYLE CONNECTING LINK</b> Only (A) D-88-2817-01	
 <b>GRIPPER BAR LINK</b> Only 500, 600, 700 (B) Operators side L.H. D-88-2533-01 (B) Non-operators side R.H. D-88-2818-01 <b>GRIPPER BAR CARR. LINK</b> Only 501, 601, 701, 502P, 702P (B) Operators side L.H. P-8722 (B) Non-operators side R.H. P-8721 <b>GRIPPER BAR LINK</b> Only 901 (B) Operators side L.H. C-399-006720D (B) Non-operators side R.H. C-399-006719D <b>NEW STYLE CONNECTING LINK</b> Only (A) P-8749	
 <b>JOGGER SPRING &amp; BLOCK ASSEMBLY</b> - Conveyor Complete D-88-2178-02 (A) Block only D-88-1968-01 (B) Thumb screw P-312 (C) Screw P-194 (D) Lockwasher P-623 (E) Spring - Left hand D-88-2188-02 (F) Spring stop D-88-2187-02 (G) Clip D-88-2286-01 (H) Spring - Right hand D-88-2188-01	

**THIS IS JUST A SAMPLE OF OUR TOTAL INVENTORY**

# 601, 660, 700, 700P, 701, 702P, 760, 901, Dual-a-matic, Mark-I, Roll Converter

PART #



**REPAIR KITS FOR ALL DAVIDSONS**


... ELIMINATE COSTLY DOWN TIME WITH YOUR OWN EMERGENCY KIT FOR YOUR MODEL PRESS.

Master kit	P-1771 - 1053 pcs.
Nut kit	P-1769 - 87 pcs.
Washer kit	P-1770 - 79 pcs.
Screw kit	P-1766 - 447 pcs.
Ring kit	P-1767 - 105 pcs.
Pin kit	P-1768 - 234 pcs.
Spring kit	P-30327 - 101 pcs.



**GRIPPER CHAINS** (set of 2 only)

221, 251, 500, 700	P-8929
501, 601, 701, 502P, 702P, 901	P-8935



SAVE MONEY BY REPLACING ONLY THE PARTS THAT WEAR INSTEAD OF REPLACING THE WHOLE GRIPPER BAR ASSEMBLY.

**GRIPPER BAR REPAIR KIT - 500, 501, 502** P-30739

- Consists of:
- (C) Gripper finger-qty. 4,
  - (D) Spring-qty. 4,
  - (E) Cam-qty. 1,
  - (F) Ret. ring-qty. 1,
  - (G) Spiral pin-qty. 8,
  - (H) Ret. ring-qty. 1,
  - (I) Cam roller-qty. 1,
  - (J) Ret. ring-qty. 1.

**GRIPPER BAR REPAIR KIT - 700, 701, 702** P-30740


- Consists of:
- (C) Gripper finger-qty. 8,
  - (D) Spring-qty. 8,
  - (E) Cam-qty. 1,
  - (F) Ret. ring-qty. 1,
  - (G) Spiral pin-qty. 8,
  - (H) Ret. ring-qty. 1,
  - (I) Cam roller-qty. 1,
  - (J) Ret. ring-qty. 1.

**GRIPPER BAR REPAIR KIT - 901** P-30744

- Consists of:
- (C) Gripper finger-qty. 8,
  - (D) Spring-qty. 8,
  - (E) Cam-qty. 1,
  - (F) Ret. ring-qty. 1,
  - (G) Spiral pin-qty. 8,
  - (H) Ret. ring-qty. 1,
  - (I) Cam roller-qty. 1,
  - (J) Ret. ring-qty. 1.

NOTE: REFERENCE ALL KEY NUMBERS ON THESE THREE REPAIR KITS TO GRIPPER BAR ASSEMBLIES IN THE NEXT COLUMN.

PART #



**GRIPPER BAR ASSEMBLY**

... MADE OF REINFORCED STEEL TO PREVENT BOWING.  
... UNIVERSAL - MAY BE USED FOR STANDARD OR SLITTER.

<b>500</b>	<b>Complete</b> (slitter not avail.)	D-88-2832-14
	(A) Anvil (standard)	D-88-6945-01
	(B) Shaft	D-88-6385-02
	(C) Finger	D-88-2518-01
	(D) Spring	C-199-006219D
	(E) Cam roller	P-1445
	(F) C-Ring	P-668
	(G) Spiral pin	P-345
	(H) C-Ring	P-682
	(I) Cam roller	P-1407
	(J) Retaining ring	P-700

<b>501, 502P</b>	<b>Complete</b> (slitter not avail.)	D-88-2832-15
	(A) Anvil (standard)	D-88-6945-02
	(B) Shaft	D-88-6385-02
	(C) Finger	D-88-2518-01
	(D) Spring	C-199-006219D
	(E) Cam roller	P-1445
	(F) C-Ring	P-668
	(G) Spiral pin	P-345
	(H) C-Ring	P-682
	(I) Cam roller	P-1407
	(J) Retaining ring	P-700

<b>700</b>	<b>Universal</b> - fits standard or slitter	
	<b>Complete</b>	p-700990
	(A) Anvil (slitter)	D-88-8037-01
	(B) Shaft	D-88-6385-04
	(C) Finger	D-88-2518-01
	(D) Spring	C-199-006219D
	(E) Cam roller	P-1445
	(F) C-Ring	P-668
	(G) Spiral pin	P-345
	(H) C-Ring	P-682
	(I) Cam roller	P-1407
	(J) Retaining ring	P-700

<b>600, 700P 701, 702P</b>	<b>Universal</b> - fits standard or slitter	
	<b>Complete</b>	D-88-2832-12
	(A) Anvil (slitter)	D-88-8037-02
	(B) Shaft	D-88-6385-04
	(C) Finger	D-88-2518-01
	(D) Spring	C-199-006219D
	(E) Cam roller	P-1445
	(F) C-Ring	P-668
	(G) Spiral pin	P-345
	(H) C-Ring	P-682
	(I) Cam roller	P-1407
	(J) Retaining ring	P-700

<b>901</b>	<b>Complete</b> (slitter not avail.)	C-399-006713D
	(A) Anvil (standard)	C-125-006722D
	(B) Shaft	C-311-006714D
	(C) Finger	C-117-006727D
	(D) Spring	C-139-006747D
	(E) Cam roller	P-1445
	(F) C-Ring	P-668
	(G) Spiral pin	P-3045
	(H) C-Ring	P-667
	(I) Cam roller	P-1407
	(J) Retaining ring	P-700